















36 517 979



- HORIZONTAL RAIN, max. flow rate 6 l/min (at 3 bar)
- with anti-scale system
- cover plate 240 x 60 mm
- 1/2" connection
- This product can help a building meet the requirements of Green Building Rating Systems, e.g. LEED®, BREEAM®, DGNB

Fits: IMO, LULU, MADISON, MEM, TARA, CL.1, LISSÉ, VAIA, META, CYO

	Brushed Platinum	36 517 979-06
	Chrome	36 517 979-00
	Platinum	36 517 979-08
	Dark Chrome	36 517 979-19
	Light Gold	36 517 979-26
	Brushed Light Gold	36 517 979-27
	Brushed Durabronze (23kt Gold)	36 517 979-28
	Matte Black	36 517 979-33
	Brushed Bronze	36 517 979-42
	Brushed Champagne (22kt Gold)	36 517 979-46
	Champagne (22kt Gold)	36 517 979-47
	Brushed Chrome	36 517 979-93
	Brushed Dark Platinum	36 517 979-99

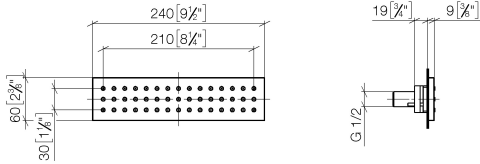
Required miscellaneous



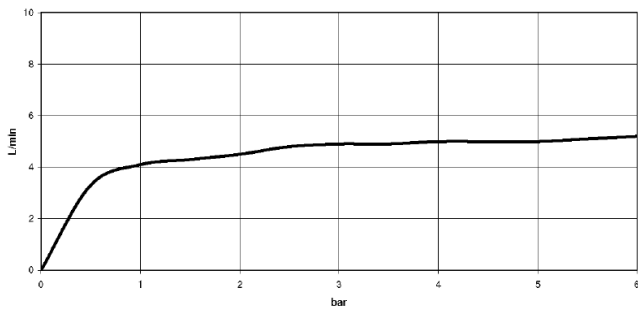
- Concealed wall installation box - 35 206 970 90**
- max. recess depth 173 mm
 - min. recess depth 100 mm

36 517 979

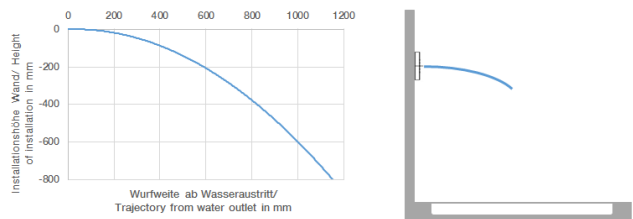
mm [inches]



Flow rate chart



Trajectory diagram



Certificates

WRAS_1304001. LGA_19489.

36 517 979



Spare parts list

No.	Item Number	Name	Quantity used	Delivery time
1	09 11 02 137 90	holder	1	2
2	09 24 04 247 20 90	connection	1	2
3	09 11 02 138 90	plate	1	2
4	09 30 30 116 90	screw	4	2
5	09 16 01 016 90	ring	1	2
6	90 23 01 032 00 90	flow reducer	1	2
7	09 14 10 003 90	seal	1	2
8	09 24 04 248 90	nipple	1	2
9	09 14 10 042 90	seal	1	2
10	09 14 03 133 90	seal	1	2
12	09 17 97 058 90	holder	1	2
13	09 28 10 142 20 90	ring	2	2
14	09 12 01 076 90	insert	1	60
15	09 11 02 136-00	cover	1	60
16	09 30 30 163 90	screw	14	2
17	09 14 10 132 90	seal	2	2
19	09 30 30 164 90	screw	2	2
20	09 27 99 001-06	rosette	1	10
21	09 31 11 006 90	pin	2	2